

# Simba Facility Management Catalogue



Certified



Corporation



Simba Global

We genuinely embrace the unique challenges that remote living presents to create real solutions for our clients.

---

# Contents




18–33

## Towels




34–45

## Sheets



46–51

## Quilt Covers



52–59

## Quilts and comforters



60–65

## Conscious Collection



66–73

## Pillows and Protectors



74–79

## Blankets



80–87  
Table Linen



88–93  
Accessories





# We recognise that the small comforts of home can make all the difference in remote living.

Using our experiences from long standing partnerships with some of the largest remote living facilities in Australia and our strong knowledge of textiles, we commit to doing all that we can to make workers feel comfortable in their home away from home.

To do this, we use a scientific approach to expertly develop comfortable, functional and long lasting products that can withstand the rigours of regular use and the often harsh environments they are used in. We also proactively consider the health and safety requirements within these environments and ensure our designs are engineered to perform.

With a national support team and local warehouses, we can move stock quickly so that our clients have access to their products where and when they need it. We also offer our clients RFID technology to track items and reduce product loss.

We are proud to offer a range of products that are preferred by our client's workforce and their housekeeping teams.


# The Simba difference

The Simba Global story started over four decades ago when our founder, Anil Somaia, took a leap of faith to make a better life for his family.

From his earliest days, Anil believed in the power of authenticity and generosity. Today, the promise of building up others is woven throughout our entire global operation.

Ultimately our success is built on the success of our clients and when they have a win, we are the first to congratulate them. We proudly stand beside our clients and suppliers while proactively looking for new ways to move toward success together.

Family is our foundation and our motivation. Our focus on family defines our commitment to corporate responsibility. Acting with family in mind means we invest and act on sustainability practices and ethical sourcing — for our family, the families of our employees and the families of workers in our supply chains.



Our direct operations are spread over seven countries. We feel privileged that our local teams have the opportunity to represent Simba's values and commitment for quality outcomes on a global scale.

# Nationwide distribution

Over 40 years of logistics experience and expertise.



**With a national network of warehouses and staff in capital cities across Australia and New Zealand, we have the ability to provide just-in-time distribution to our clients.**

Our state-of-the-art warehouse management systems coupled with sophisticated demand planning capabilities allow us to provide our clients with complete visibility over the entire supply chain. We can also tailor distribution solutions depending on our clients preferred model of supply.

Using virtual warehousing technology and full integration with our clients, we become the logistics extension to their business. Our platform has been developed over many years of working closely with our clients to achieve their strategic objectives and continually provide them with a competitive edge of reliable service and speed.

Speak to experts who can help you with your textile problems. Excellent customer service, that's our promise to you.



**Certified**



**Corporation**

## **Better, Together**

We work to contribute to a better world - for every person, every relationship, and every community. In all that we do, in every country that we touch, we will be better tomorrow than we are today.



**Simba Global**

Scan to  
learn more



# Simba Conscious

## Our Strategy to 2030

Simba Conscious is our strategy to drive better sustainability outcomes for our customers, suppliers and within our own operations.

Consisting of 4 key pillars, we have set ambitious, specific and measurable goals aligned with the United Nations Sustainable Development Goals to demonstrate our commitment to global sustainability priorities.

*Better, Together.*



# Strategic Pillars

We will work to contribute to a better world – for every person, every relationship, and every community. In all that we do, in every country that we touch, we will be better tomorrow than we are today.

## 1. Building Sustainable Supply Chains



### Enhance labour and human rights

100% compliant to local labour laws in our textile production supply chain

© 2030



### Reduce environmental impact across supply chain

All manufacturers meet or exceed Simba's published emissions & water benchmarks

© 2030



### Embed sustainable procurement

80% of our product suppliers meet and exceed Simba's ethical, sustainable and environmental procurement standards

© 2030

### We are transparent



## 2. Product Stewardship



### Design for sustainability

100% of our product range and packaging has been assessed against and meets circular design principles

© 2030



### Promote and support sustainable use of product

At least 60% of customers understand best practice in-use care and end-of-life opportunities

© 2030



### Manage End-of-Life

80% of product offering will include a take back scheme

© 2030

### We are accountable



## 3. Partnering for Impact



### Influence through our sustainability journey

At least 80% buy-in of our Simba Conscious program with our contracted customers

© 2030



### Collaborate for innovative solutions

At least 25% reduction in the carbon footprint of our sold products or by project

© 2030



### Drive action on climate

Achieve and maintain carbon neutrality of our Scope 1 and 2 emissions

© 2030

### We are better together



## 4. Empowering Communities



### Empowering our people

Exceed best practice indices for diversity, equity and inclusion for Simba Global employees

© 2030



### Community initiatives with impact

70% of staff are engaged in at least 1 community initiative each year

© 2030



### Simba Charity Foundation

5% of annual profit from Simba Global donated to create 1.5x impact

© 2030

### We are making change



# Towels





Independent test results of towel strengths (AWTA Product Testing Laboratory)

### Classic Cotton Towel

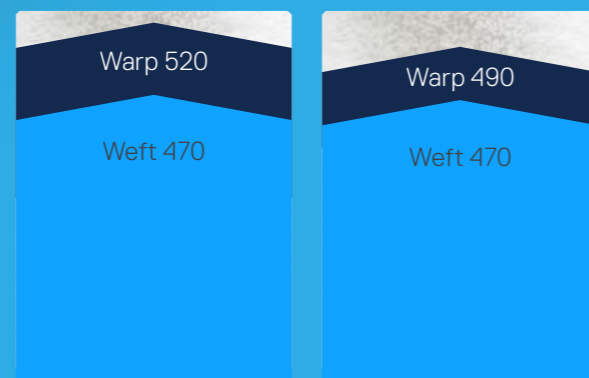


New towel      After 60 washes

A classic cotton towel showing the strength in the length and width direction. After 60 washes the strength has decreased from 460 N to 220 N and 220 N to 140 N.\*

vs

### Commercial Towel with Polycore Yarn Technology



New towel      After 60 washes

A Polycore towel showing the strength in the length and width direction. After 60 washes the strength has only decreased from 520 N to 490 N and from 490 N to 470 N.\*

\*Note: roughly speaking 10 N = 1 kg



# Enhancing commercial towels to offer even more. Stronger and more durable towelling, with the same soft feel.

## What is Simba Polycore Yarn Technology™?

Polycore Yarn Technology™ is a durable commercial towel technology engineered to perform better for longer, while never sacrificing comfort.

Featuring a unique yarn process, Polycore incorporates polyester into the core of the towel and encloses the core in a 100% cotton pile. Polycore features the natural, soft touch and feel of classic cotton with an improved lifespan due to its durable core.

Independently tested by the AWTA Product Testing Laboratory, Polycore enhances commercial towels to offer more washes, lasting 25% longer and offering a better financial return than standard commercial grade towels.

Polycore provides commercial towels with a unique textile blend that cuts drying time by an average of 8%, getting the towel back into the game quickly after each wash.



Lasts up to 25% longer than standard commercial towels.



Stronger than regular commercial grade towels.



Faster drying time, get more use per unit.

# Kingdom Commercial Towels



 Polycore™

Construction: PolyCore

**When you need a commercial towel that goes the extra mile, the Kingdom is the ideal choice for accommodation and care facilities.**

Unique to Simba, PolyCore Yarn Technology helps the Kingdom range of towels last up to 25% longer than standard commercial towels, and provides more efficient washing, drying, and general care, as well as a far more durable construction than other commercial pieces.

Code	Description	Dimensions (cm)	Box quantity	Weight (gsm)
P0014271551	Bath Sheet	90 x 180	10	550
P0014271568	Bath Towel	75 x 150	20	500
P0014271575	Bath Towel	70 x 140	20	500
P0014271582	Hand Towel	40 x 65	100	500
P0014271599	Face Washer	34 x 34	250	500
P0014271605	Bath Mat	50 x 75	50	660

# Classic Commercial Towels



Construction: 100% Cotton Ring Spun

**The classic commercial towels in our range feature the kind of expert construction and carefully considered design you would expect from a premium towel.**

However, these commercial pieces are delivered with supreme value in mind, helping your place of accommodation or care facility complete its day to day operations. Soft to the touch, luxurious against the skin, hardwearing enough to stand up to the rigours of a daily commercial wash cycle, these are towels which are certain to match the aims and objectives of your business. Don't settle for anything less—instead, choose high-quality products to give your business the high-level support and scope it needs to really achieve the best results for clients.

Code	Description	Dimensions (cm)	Box quantity	Weight (gsm)
114470M	Bath Sheet	90 x 170	10	590
114460M	Bath Towel	70 x 150	20	590
114480M	Hand Towel	45 x 80	50	590
114490M	Face Washer	34 x 34	200	590
114500M	Bath Mat	60 x 80	40	750

# Executive Commercial Towels



Construction: 100% Combed Cotton

**Representing the higher end of our range, the Executive Commercial Towel is the go-to when you want to raise the bar.**

This means, an increase in quality, in reliability, in texture, in aesthetic—basically, all of the premium features of our kingdom and classic commercial towels have been stepped up a gear with the executive model.

While these towels may be premium pieces, this does not mean that they are not developed with value at their heart. These expertly engineered cotton towels give the executive commercial range the strength and reliability required to last for longer, and to keep looking their best even after repeat washes. Meanwhile, sumptuous fibres retain that luxurious and opulent feel which all of your customers are going to fall in love with.

Code	Description	Dimensions (cm)	Box quantity	Weight (gsm)
CHI-BTW-76M	Bath Towel	76 x 152	20	550
CHI-HTW-41M	Hand Towel	41 x 76	50	550
CHI-FWW-30M	Face Washer	30 x 30	50	550
CHI-BMW-50M	Bath Mat	50 x 76	20	860

# Deluxe Commercial Towels



Construction: 100% Combed Cotton

**The Deluxe commercial towel is the top of our range, and features the kind of expert technology and construction that sets it apart from other pieces in our collection.**

The deluxe name means value, as well as supreme quality. The soft texture, gorgeous look, and effective drying qualities, are secured for longer thanks to the 100% cotton construction which is strong enough to stand up to repeated commercial washes, day in day out.

Code	Description	Dimensions (cm)	Box quantity	Weight (gsm)
CVS-LGE-90	Bath Sheet	90 x 180	15	650
CVT-STD-70A	Bath Towel	70 x 150	20	650
CVH-LGE-80A	Hand Towel (Large)	45 x 80	60	650
CVH-STD-64A	Hand Towel	38 x 64	80	650
CVF-STD-34A	Face Washer	34 x 34	200	470
CVM-LGE-60A	Bath Mat (Large)	60 x 91	40	660
CVM-STD-55A	Bath Mat	55 x 80	50	660

# Elite Towel Range



Construction: 100% Cotton



## Fantastic new colours in stock

100% Cotton commercial reactive dyed plain coloured terry towels for commercial, spa and hospitality use. The towels have no headers so can be folded and hung without warping.

## Black



Code	Description	Dimensions (cm)	Box quantity	Weight (gsm)
EL202BLACK	Bath Sheet	76 x 152	20	500
EL203BLACK	Bath Towel	68 x 137	20	500
EL201BLACK	Bath Mat	50 x 75	50	500

## Burgundy



Code	Description	Dimensions (cm)	Box quantity	Weight (gsm)
EL203BURGUNDY	Bath Towel	68 x 137	20	500
EL201BURGUNDY	Bath Mat	50 x 75	50	500

## Chocolate



Code	Description	Dimensions (cm)	Box quantity	Weight (gsm)
EL202CHOCOLATE	Bath Sheet	76 x 152	20	500
EL203CHOCOLATE	Bath Towel	68 x 137	20	500
EL201CHOCOLATE	Bath Mat	50 x 75	50	500

## Coal

New colour



Code	Description	Dimensions (cm)	Box quantity	Weight (gsm)
EL202COAL	Bath Sheet	76 x 152	20	500
EL203COAL	Bath Towel	68 x 137	20	500
EL201COAL	Bath Mat	50 x 75	50	500

## Dark Chocolate

New colour



Code	Description	Dimensions (cm)	Box quantity	Weight (gsm)
EL203DARKCHOCOLATE	Bath Towel	68 x 137	20	500
EL201DARKCHOCOLATE	Bath Mat	50 x 75	50	500

## Graphite



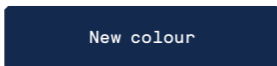
Code	Description	Dimensions (cm)	Box quantity	Weight (gsm)
EL202GRAPHITE	Bath Sheet	76 x 152	20	500
EL203GRAPHITE	Bath Towel	68 x 137	20	500
EL201GRAPHITE	Bath Mat	50 x 75	50	500

## Lime



Code	Description	Dimensions (cm)	Box quantity	Weight (gsm)
EL202LIME	Bath Sheet	76 x 152	20	500
EL203LIME	Bath Towel	68 x 137	20	500
EL201LIME	Bath Mat	50 x 75	50	500

## Linen



Code	Description	Dimensions (cm)	Box quantity	Weight (gsm)
EL202LINEN	Bath Sheet	76 x 152	20	500
EL203LINEN	Bath Towel	68 x 137	20	500
EL201LINEN	Bath Mat	50 x 75	50	500

## Navy




Code	Description	Dimensions (cm)	Box quantity	Weight (gsm)
EL202NAVY	Bath Sheet	76 x 152	20	500
EL203NAVY	Bath Towel	68 x 137	20	500
EL201NAVY	Bath Mat	50 x 75	50	500

## Orange




Code	Description	Dimensions (cm)	Box quantity	Weight (gsm)
EL203ORANGE	Bath Sheet	68 x 137	20	500
EL201ORANGE	Bath Mat	50 x 75	50	500

## Pink



Code	Description	Dimensions (cm)	Box quantity	Weight (gsm)
EL202PINK	Bath Sheet	76 x 152	20	500
EL203PINK	Bath Towel	68 x 137	20	500
EL201PINK	Bath Mat	50 x 75	50	500

## Red



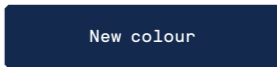
Code	Description	Dimensions (cm)	Box quantity	Weight (gsm)
EL202RED	Bath Sheet	76 x 152	20	500
EL203RED	Bath Towel	68 x 137	20	500
EL201RED	Bath Mat	50 x 75	50	500

## Royal



Code	Description	Dimensions (cm)	Box quantity	Weight (gsm)
EL202ROYAL	Bath Sheet	76 x 152	20	500
EL203ROYAL	Bath Towel	68 x 137	20	500
EL201ROYAL	Bath Mat	50 x 75	50	500

## Silver



Code	Description	Dimensions (cm)	Box quantity	Weight (gsm)
EL203SILVER	Bath Towel	68 x 137	20	500
EL201SILVER	Bath Mat	50 x 75	50	500

## Steel Grey



Code	Description	Dimensions (cm)	Box quantity	Weight (gsm)
EL202STLGREY	Bath Sheet	76 x 152	20	500
EL203STLGREY	Bath Towel	68 x 137	20	500
EL201STLGREY	Bath Mat	50 x 75	50	500

## Turquoise

New colour



Code	Description	Dimensions (cm)	Box quantity	Weight (gsm)
EL202TURQUOISE	Bath Sheet	76 x 152	20	500
EL203TURQUOISE	Bath Towel	68 x 137	20	500
EL201TURQUOISE	Bath Mat	50 x 75	50	500

## White



Code	Description	Dimensions (cm)	Box quantity	Weight (gsm)
EL202WHITE	Bath Sheet	76 x 152	20	500
EL203WHITE	Bath Towel	68 x 137	20	500
EL201WHITE	Bath Mat	50 x 75	50	500



Simba's large range of towels offer style, colour and reliability.

# Coloured Vat Dyed Towels



Construction: 100% Cotton

## Coloured Vat Dyed Towels

Made from 100% cotton, our vat dyed towels are crafted to maintain their colour, even with heavy use and the rigours of commercial laundries.

## Navy



Code	Description	Dimensions (cm)	Box quantity	Weight (gsm)
CT-450NAV-OM	Bath Towel	70 x 140	30	450
CH-450NAV-OM	Hand Towel	40 x 65	120	450
CF-450NAV-OM	Face Washer	33 x 33	300	450
CM-651NAV-OM	Bath Mat	50 x 60	80	650
CLT-500NAV-OM	Bath Towel Large	75 x 150	20	500

## Charcoal



Code	Description	Dimensions (cm)	Box quantity	Weight (gsm)
CLT-500CHA-OM	Bath Towel Large	75 x 150	20	500
CT-450CHA-OM	Bath Towel	70 x 140	30	450
CH-450CHA-OM	Hand Towel	40 x 65	120	450
CF-450CHA-OM	Face Washer	33 x 33	200	450
CM-651CHA-OM	Bath Mat	50 x 60	80	650

## Forest Green



Code	Description	Dimensions (cm)	Box quantity	Weight (gsm)
CT-450FOR-OM	Bath Towel	70 x 140	30	450
CH-450FOR-OM	Hand Towel	40 x 65	120	450
CF-450FOR-OM	Face Washer	33 x 33	200	450
CM-651FOR-OM	Bath Mat	50 x 60	80	650

# Sheets



Improved  
ironing  
performance

Soft and  
consistent  
handfeel

A more  
sustainable  
service life



## Pushing sheet technology and textile innovation to its Edge.

### What is Simba Edge Technology™?

Developed in collaboration with leading Australian textile chemical manufacturer Oxford Technologies, Edge™ is an enhanced commercial sheeting technology that takes pride in ensuring a more sustainable service life for linen.


Edge excels in both form and function, designed to perform to its peak durability while maintaining a soft and consistent handfeel. Edge also maintains improved ironing performance and reduces sheet piling, preserving a reliable and premium finish.

Edge technology allows for laundering at reduced temperatures, saving energy and reducing linen shrinkage, so that your linen can lead a much longer and gentler life.


Excelling in not only form, but also function.



Maintains a softer and more consistent handle



Less shrinkage and gentler impact on the environment



Premium hotel finish with minimal creasing

# Bright whites, time and time again.



**Industry  
leading softener**

**Advanced brightening  
technologies**

**Global Organic Textile  
Standard (GOTS)  
registered**



## Consistent and reliable linen with Ecobright technology.

### What is Simba Ecobright™?


Ecobright™ applies advanced whitening technologies to deliver reliably consistent whites, with less damage to the cotton fibres and a reduced environmental impact.

Ecobright is one part of Simba's complete technology package which includes a new whitening chemistry and an enhanced, neutral optical brightening agent. This carefully considered combination ensures a crisp, bright whiteness.


Developed in collaboration with leading Australian textile chemical manufacturer, Oxford Technologies, our team of research and development experts designed Ecobright to use less chemicals and waste less energy while achieving a premium whiteness. Ecobright is pleased to be Global Organic Textile Standard (GOTS) registered. Our determination to deliver something both enduring and sustainable means that you will be able to enjoy the linen for longer.



Minimising our impact  
on the environment



Lower effective peroxide levels  
means longer lasting linen



Consistent whites after  
every wash, each time

# Sapphire Commercial Sheets



125 TC

Construction: 50/50 Poly Cotton

## 50/50 Poly Cotton Sapphire Sheet Range.

The Sapphire sheet range, designed for the tough conditions of modern commercial laundries, is stronger and more durable than 100% cotton sheets. Developed with Oxford Technologies, its Simba Edge technology minimizes pilling, enhances ironing performance, and extends sheet life.

Code	Description	Dimensions (cm)	Box quantity	Weight (gsm)
CSS-301-SB	Single	180 x 300	10	155
CSS-302-KSB	King Single	200 x 300	10	155
CSS-304-QB	Queen	250 x 300	10	155
CSS-305-KB	King	295 x 300	10	155
CSS-306-SBF	Single Fitted	91 x 193 + 35	10	155
CSS-307-KSF	King Single Fitted	107 x 206 + 35	10	155
CSS-310-DBF	Double Fitted	137 x 203 + 40	10	155
CSS-308-QBF	Queen Fitted	154 x 205 + 40	10	155
CSS-309-KBF	King Fitted	185 x 205 + 40	50	155
CSS-300-PC	Standard Pillowcase	50 x 75 + 15	50	155

# Kingdom Commercial Sheets



180 TC

Construction: 50/50 Cotton Poly

## Our Kingdom commercial sheets combine luxurious softness with the kind of rugged durability you need for your business.

Designed to provide a comfortable and refreshing night's sleep for your guests. This range of sheets is engineered by Simba's team of textiles experts, ensuring that they truly stand the test of time, even after the rigours and stresses of regular laundering on a commercial scale. Try this fantastic range and experience the triple advantages of luxury, reliability, and high value. Once you sample the Kingdom Commercial range within your own business, you won't consider looking back.

Code	Description	Dimensions (cm)	Box quantity	Weight (gsm)
P0014270509	King Single	190 x 300	18	145
P0014270516	Queen	250 x 300	14	145
P0014270523	King	280 x 300	12	145
P0014270530	Standard Pillowcase	52 x 76 + 20	90	145
P0014278857	King Pillowcase	52 x 92 + 20	90	145

# Classic Sheet Range



130 TC

Construction: 60/40 Cotton Poly

**At first glance, the bedsheet is a simple product, designed with clear and straightforward aims in mind.**

When we factor in the kinds of stresses and strains these products are put through, we begin to recognise the importance of quality and carefully considered engineering. This is of particular importance when it comes to commercial bed linen, which is why our Classic Sheet range is a popular choice among business owners. Constructed with luxury and softness, but with the kind of attention to detail that enables them to stand up to wash after wash with ease, the Classic range marries durability with comfort in a manner that both guests and staff will appreciate.

Code	Description	Dimensions (cm)	Box quantity	Weight (gsm)
CSK-515-SBG	Single	180 x 295	10	160
CSK-519-KSBG	King Single	200 x 295	10	160
CSK-516-QBG	Queen	250 x 295	10	160
CSK-517-KBG	King	295 x 295	10	160
CSK-518-PCG	Standard Pillowcase	50 x 75 + 15	50	160
CSK-514-KPCG	King Pillowcase	52 x 92 + 15	50	160

# Deluxe Sheet Range



180 TC

Construction: 75/25 Cotton Poly

**The sheets in our Deluxe range represent a step beyond in every sense.**

This range elevates our commitment to quality and softness, offering a luxurious feel that surpasses touch. Crafted from 75/25 cotton poly, Deluxe pieces are engineered for durability, enduring repeated washes without compromising comfort. They maintain high levels of luxury even after extended use in your business.

Code	Description	Dimensions (cm)	Box quantity	Weight (gsm)
CS-T181-SBOM	Single Flat Sheet	180 x 300	10	145
CS-T184-KSBOM	King Single Flat Sheet	210 x 300	10	145
CS-T182-QBOM	Queen Flat Sheet	250 x 300	10	145
CS-T183-KBOM	King Flat Sheet	280 x 300	10	145
CS-T181-SBFIOM	Single Fitted Sheet	91 x 190	10	145
CS-T184-KSBFIOM	King Single Fitted Sheet	107 x 203	10	145
CS-T182-QBFIOM	Queen Fitted Sheet	160 x 200	10	145
CS-T183-KBFIOM	King Fitted Sheet	180 x 200	10	145
CS-T187-PCSTOM	Standard Pillowcase	50 x 75 + 15	50	145
CS-T185-PCKGOM	King Pillowcase	54 x 94 + 15	50	145

# Vat Dyed Coloured Sheeting



Construction: 50/50 Poly Cotton

Crafted for long lasting colour, the Vat Dyed Coloured Sheeting provides a cost effective and comfortable sheeting. Bleach resistant these sheets can easily withstand the rigours of commercial laundries.

## Navy

Code	Description	Dimensions (cm)	Box quantity	Weight (gsm)
CSV1-NA-KSBFL	King Single Flat Sheet	200 x 295	10	155
CSV2-NA-KSBFI	King Single Fitted Sheet	107 x 203 + 35	10	155
CSV5-NA-DBFL	Double Flat Sheet	230 x 300	10	155
CSV6-NA-DBFI	Double Fitted Sheet	137 x 190 + 35	10	155
CSV3-NA-QBFL	Queen Flat Sheet	250 x 300	10	155
CSV4-NA-QBFI	Queen Fitted Sheet	154 x 203 + 35	10	155
CPCV-NA-ST	Standard Pillowcase	50 x 76 +15	50	155

## Charcoal

Code	Description	Dimensions (cm)	Box quantity	Weight (gsm)
CSV1-CHA-KSBFL	King Single Flat Sheet	200 x 295	10	155
CSV2-CHA-KSBFI	King Single Fitted Sheet	107 x 203 + 35	10	155
CSV3-CHA-QBFL	Queen Flat Sheet	250 x 300	10	155
CSV4-CHA-QBFI	Queen Fitted Sheet	154 x 203 + 35	10	155
CPCV-CHA-ST	Standard Pillowcase	50 x 76 +15	50	155

## Linen

Code	Description	Dimensions (cm)	Box quantity	Weight (gsm)
CSV0-LIN-SBFL	Single Flat Sheet	180 x 300	10	155
CSV0-LIN-SBFI	Single Fitted Sheet	91 x 193 + 35	10	155
CSV1-LIN-KSBFL	King Single Flat Sheet	200 x 295	10	155
CSV2-LIN-KSBFI	King Single Fitted Sheet	107 x 203 + 35	10	155
CSV5-LIN-DBFL	Double Flat Sheet	230 x 300	10	155
CSV6-LIN-DBFI	Double Fitted Sheet	137 x 190 + 35	10	155
CSV3-LIN-QBFL	Queen Flat Sheet	250 x 300	10	155
CSV4-LIN-QBFI	Queen Fitted Sheet	154 x 203 + 35	10	155
CPCV-LIN-ST	Standard Pillowcase	50 x 76 +15	50	155

# Quilt Covers



# Classic Quilt Cover



250 TC Construction: 50/50 Poly Cotton

**You want your business' bed linen to go the extra mile, offering sumptuous luxury, long term reliability and durability, and an aesthetic flourish which makes guests smile.**

With a satin striped finish, the Classic Quilt cover range is designed to look and feel great, while helping your guests secure the kind of luxurious night's sleep they crave. What's more, it is engineered in such a way that these comfortable and luxurious attributes are secured in the long term, ensuring that these poly cotton blend sheet represent serious value for your business.

Code	Description	Dimensions (cm)	Box quantity	Weight (gsm)
CQC-10MM-SBOM	Single	140 x 210 + 15	10	145
CQC-10MM-KSBOM	King Single	165 x 210 + 15	10	145
CQC-10MM-DBOM	Double	180 x 210 + 15	10	145
CQC-10MM-QBOM	Queen	210 x 210 + 15	10	145
CQC-10MM-KBOM	King	240 x 210 + 15	10	145

# Multi Stripe Quilt Cover



Construction: Top - 50/50 Cotton/Poly, Bottom - 50/50 Cotton/Poly

**Top - Multi Stripe, Bottom - Sky Blue**

These commercial quality quilt covers feature a colour-fast, fade resistant polyester top that can handle the rigours of regular use. You will love the soft feel of the cotton bottom that brings the comfort of a home away from home.

Code	Description	Dimensions (cm)	Box quantity	Weight (gsm)
25000M	King Single	165 x 210	10	120 (top), 155 (bottom)

# Stripe Quilt Cover



Construction: Top 100% Polyester, Bottom 50/50 Poly Cotton

## Top - Multi Stripe, Bottom - Navy

A touch of tradition matched with commercial quality. The silky feel striped polyester top is made to withstand everyday use while the soft polycotton lower layer is soft and smooth. The cover is crafted to easily withstand regular commercial laundering.

Code	Description	Dimensions (cm)	Box quantity	Weight (gsm)
CQC-SSTRED-KSB	King Single	165 x 210	10	120 (top), 155 (bottom)
CQC-SSTRED4-QB	Queen	210 x 210	10	120 (top), 155 (bottom)
CQC-SSTRED5-KB	King	240 x 210	10	120 (top), 155 (bottom)

# Oscar Stripe Quilt Cover



Construction: Top 100% Polyester, Bottom 50/50 Poly Cotton

## Top - Multi Stripe, Bottom - Navy

A touch of tradition matched with commercial quality. The silky feel striped polyester top is made to withstand everyday use while the soft polycotton lower layer is soft and smooth. The cover is crafted to easily withstand regular commercial laundering.

Code	Description	Dimensions (cm)	Box quantity	Weight (gsm)
CQC-OSCST-KSB	King Single	165 x 210	10	120 (top), 155 (bottom)
CQC-OSCST-DB	Double	180 x 210	10	120 (top), 155 (bottom)
CQC-OSCST-QB	Queen	210 x 210	10	120 (top), 155 (bottom)
CQC-OSCST-KB	King	240 x 210	10	120 (top), 155 (bottom)

## Quilts and comforters





The Fibresmart™ range provides leading eco-friendly advantages over regular linen, offering your business a reduced carbon footprint, increase in energy efficiency and a reduction in operating costs and resources.

Fibresmart 

**Fibresmart range of products deliver the perfect solution for places of accommodation searching for better performing commercial textiles.**

A new generation of synthetic long chain fibres used to create energy smart sleep technology. Fibresmart quilts have a beautifully smooth and velvety texture with a soft and luxurious feel.

The Fibresmart quilt is even softer, smoother, more durable and more breathable than those made from the highest quality natural materials. Fibresmart is super absorbent and wicks moisture away from your body keeping you feeling clean and fresh the whole night. Fibresmart is anti-bacterial, resists mould, mildew, fungi and dust mites making it perfect for those who have hyper-sensitive skin or experience hay fever.

To explore more visit [simba.global/productinnovation](https://simba.global/productinnovation)

Choose Fibresmart for your business.



EASY CARE



SUPER SOFT



MACHINE WASHABLE



HYPO ALLERGENIC



ANTI DUST MITE & ANTIBACTERIAL



SUITABLE FOR ALL SEASONS



ECOLOGICALLY FRIENDLY

# Fibresmart Quilts

Fibresmart 



Construction: 100% Microfibre Polyester

**Comfort, luxury, and a great night's sleep, are all secured thanks to the Fibresmart Quilt and its 100% microfibre polyester construction.**

Engineered to be hypoallergenic have a long lifespan, these Fibresmart Quilts promise to be the environmentally responsible choice for your organisation.

Built to withstand the stresses and strains of repeated commercial laundering, Fibresmart Quilts maximise the value for you and your business. Due to manufacturing and after care processes that requires less water when compared to cotton products, Fibresmart Quilts have a reduced impact on the environment.

## Lightweight Fibresmart Quilt

Code	Description	Dimensions (cm)	Box quantity	Weight (gsm)
QFIB-251-SB	Single	140 x 210	5	250
QFIB-252-KSB	King Single	165 x 210	5	250
QFIB-253-DB	Double	180 x 210	5	250
QFIB-254-QB	Queen	210 x 210	5	250
QFIB-255-KB	King	240 x 210	5	250

## Heavyweight Fibresmart Quilt

Code	Description	Dimensions (cm)	Box quantity	Weight (gsm)
QFIB-01-SB	Single	140 x 210	5	350
QFIB-05-KSB	King Single	165 x 210	5	350
QFIB-02-DB	Double	180 x 210	5	350
QFIB-03-QB	Queen	210 x 210	5	350
QFIB-04-KB	King	240 x 210	5	350

# Multi Stripe Comforter



Construction: Top 100% Polyester, Bottom 50/50 Poly Cotton

**This commercial quality comforter features a colour strong polyester top that can handle to rigours of regular use.**

Your guests will love the soft feel of the cotton bottom layer that brings the comfort of a home away from home.



Our comforters provide dependable comfort for guests and reliable quality for laundry staff.

Code	Description	Dimensions (cm)	Box quantity	Weight (gsm)
COM-CHAR1-KS	King Single	165 x 210	5	120 (top), 155 (bottom), 280 (quilt)
COM-CHAR2-QB	Queen	210 x 210	5	120 (top), 155 (bottom), 280 (quilt)

# Conscious Collection™

by Simba Global



## What is the Conscious Collection?

Thoughtfully designed in Australia, the Conscious Collection brings a modern, considered approach to sustainable comfort. Each product is crafted with carefully selected materials that incorporate certified recycled fibres, offering a premium feel without compromise.

Presented in fully recyclable packaging, the Conscious Collection reflects a commitment to thoughtful design and responsible choices for modern hospitality. By choosing the Conscious Collection, you're embracing comfort that enhances the guest experience while being considerate of the world around us.

Sustainable Materials

Eco-Friendly Packaging

Designed for Comfort &  
Sustainability

# EcoConscious Pillows

EcoConscious™



## Pillow Soft—Silver Piping



Lightweight and plush, the 800g soft pillow offers gentle support with a comfortable sink-in feel. Ideal for guests who prefer a softer sleep surface, it suits front, back, and stomach sleepers while delivering reliable performance for hospitality use.

Construction: Cover: 100% Cotton Cover Fill: 100% Recycled Polyester

Code	Description	Dimensions (cm)	Box quantity	Weight (grams)
PI-EC800-S0	Standard	50 x 75	10	800

EcoConscious™



## Pillow Firm — White Piping



Filled to 1000g for enhanced structure and support, this firm pillow is designed for guests who prefer a more supportive feel. It maintains its shape night after night, making it ideal for side and back sleepers in demanding hospitality environments.

Construction: Cover: 100% Cotton Cover Fill: 100% Recycled Polyester

Code	Description	Dimensions (cm)	Box quantity	Weight (grams)
PI-EC1000-FI	Standard	50 x 75	10	1000

EcoConscious™



## Pillow — King



Generously filled to 1200g, the king pillow delivers elevated comfort with fuller support and presence on the bed. Designed to complement king-sized beds in premium hospitality settings, it offers a luxurious sleep experience while meeting the durability standards of commercial use.

Construction: Cover: 100% Cotton Cover Fill: 100% Recycled Polyester

Code	Description	Dimensions (cm)	Box quantity	Weight (grams)
PI-EC1200-KG	King	50 x 90	10	1200

## Why we offer Soft & Firm Pillows

Providing both soft and firm pillow options to each guest ensures their comfort by allowing them to select their preferred level of support for a restful night's sleep. Each pillow features distinct colour piping that is subtle and visible to housekeeping staff, enabling efficient room turnover and guaranteeing guests enjoy the highest sleep quality during their hotel stay.

# EcoConscious Quilts



Simba Global



Construction: 100% Cotton Cover, GRS Certified Recycled Polyester Fill

**Designed for the Australian climate, EcoConscious quilts offer breathable, balanced comfort, tailored to guest needs and engineered to deliver a refined sleep experience guests will remember.**

With a 100% cotton cover and GRS-certified recycled polyester filling, EcoConscious quilts feature a 340gsm fill weight, delivering lasting softness, supportive loft, and easy care—ideal for modern hospitality environments.

Code	Description	Dimensions (cm)	Box quantity	Weight (gsm)
QI-EC340-SB	Single	140 × 210	5	340
QI-EC341-KSB	King Single	165 × 210	5	340
QI-EC342-DB	Double	180 × 210	5	340
QI-EC344-QB	Queen	210 × 210	5	340
QI-EC345-KB	King	240 × 210	5	340

# EcoConscious Mattress Toppers



Simba Global



Construction: 100% Microfibre Cover, GRS Certified Recycled Polyester Fill

**EcoConscious mattress toppers will transform your mattress by adding extra cushioning for ultimate comfort.**

Developed in Australia, EcoConscious mattress toppers combine sustainable design with 1000gsm GRS-certified recycled polyester filling and a soft, breathable microfibre cover. Offering balanced comfort and airflow, they enhance sleep quality while supporting more responsible hospitality choices.

Code	Description	Dimensions (cm)	Box quantity	Weight (gsm)
MTR-1000-SB	Single	91 × 188 × 40	2	1000
MTR-1001-LS	Long Single	90 × 203 × 40	2	1000
MTR-1002-KS	King Single	107 × 203 × 40	2	1000
MTR-1003-DB	Double	138 × 188 × 40	2	1000
MTR-1004-QB	Queen	153 × 203 × 40	2	1000
MTR-1005-KB	King	183 × 203 × 40	2	1000

## Pillows and protectors



# Pillow Protectors



## Pillow Protector with Zip — Spun Bond

A pillow protector with a non-woven, stain resistant white cover. Finished with a zip closure.

Construction: Non-Woven Spun Bond

Code	Description	Dimensions (cm)	Box quantity	Weight (gsm)
PP-MAN-NW	Standard	48 x 73	200	75
PPK-NW-KNG	King	54 x 92	150	75

Fibresmart 



## Pillow Protector with Zip

A quilted pillow protector, stain resistant microfibre white cover with a zip closure.

Construction: Fibresmart – 100% Microfibre Polyester

Code	Description	Dimensions (cm)	Box quantity	Weight (fill)
PP-FIB-STD	Standard	50 x 75	50	90
PP-FIB-KNG	King	54 x 92	40	90



## Cotton Pillow Protector — Envelope Close

A quilted pillow protector finished with an envelope closure.

Construction: 100% Cotton

Code	Description	Dimensions (cm)	Box quantity	Weight (fill)
PP-MAN-STD	Standard	48 x 73 + 18	30	100
PP-MAN-KNG	King	52 x 92 + 18	30	100



## Waterproof Pillow Protector with Zip

A waterproof pillow protector with PU backing. Finished with a zip closure.

Construction: 100% Polyester jacquard – TPU Backing

Code	Description	Dimensions (cm)	Box quantity	Weight (gsm)
PPW-300-STD	Standard	48 x 73	30	180

# Fibresmart Pillows

Fibresmart 



## Fibresmart Pillow Soft — Pink Piping

A medium profile with soft fill which is comfortable for back or stomach sleepers.

Construction: 100% Microfibre Polyester

Code	Description	Dimensions (cm)	Box quantity	Weight (grams)
PIL-FIB-S0	Standard	45 x 70	10	750

Fibresmart 



## Fibresmart Pillow Firm — Yellow Piping

A higher profile with firm fill which is comfortable for side sleepers.

Construction: 100% Microfibre Polyester

Code	Description	Dimensions (cm)	Box quantity	Weight (grams)
PIL-FIB-FI	Standard	45 x 70	10	900

Fibresmart 



## Fibresmart Pillow — King

Our king size Fibresmart Pillow is perfect for sleepers who move around while they sleep.

Construction: 100% Microfibre Polyester

Code	Description	Dimensions (cm)	Box quantity	Weight (grams)
PIL-FIB-KNG	King	50 x 90	5	1100

# Microloft Pillows



## Microloft Pillow Soft — Gusset + Pink Piping

A medium profile with soft fill which is comfortable for back or stomach sleepers. Features a side gussets for extra support.

Construction: 100% Cotton Japara Cover, Polyester Fill

Code	Description	Dimensions (cm)	Box quantity	Weight (grams)
PI-MAN-SO	Standard	45 x 70	10	750



## Microloft Pillow Firm — Gusset + Yellow Piping

A higher profile with firm fill which is comfortable for side sleepers. Features a side gussets for extra support.

Construction: 100% Cotton Japara Cover, Polyester Fill

Code	Description	Dimensions (cm)	Box quantity	Weight (grams)
PI-MAN-FI	Standard	45 x 70	10	900



## Microloft Pillow — King

Our king size Microloft Pillow is perfect for sleepers who move around while they sleep. Features a side gussets for extra support.

Construction: 100% Cotton Japara Cover, Polyester Fill

Code	Description	Dimensions (cm)	Box quantity	Weight (grams)
PI-MAN-KNG	King	50 x 90	5	1100

# Blankets



# Fibresmart Thermalux Blankets

Fibresmart 



Fibresmart

Construction: 100% Polyester Fleece, 2 Sided Anti Pill

## Fibresmart Thermalux Blanket

Fibresmart lightweight blankets are quick drying, machine washable, highly durable and colour fast. They also provide an anti-pill finish on both sides for long-lasting comfort. Available in a wide range of colours.

## Fibresmart Thermalux Blanket — Navy




Code	Description	Dimensions (cm)	Box quantity	Weight (gsm)
BFIB-07-NA	Single - King Single	180 x 240	5	270
BFIB-17-NA	Double	230 x 240	5	270
BFIB-27-NA	Queen - King	240 x 260	5	270

## Fibresmart Thermalux Blanket — Stone



Code	Description	Dimensions (cm)	Box quantity	Weight (gsm)
BFIB-01-ST	Single - King Single	180 x 240	5	270
BFIB-11-ST	Double	230 x 240	5	270
BFIB-21-ST	Queen - King	240 x 260	5	270

## Fibresmart Thermalux Blanket — Silver



Code	Description	Dimensions (cm)	Box quantity	Weight (gsm)
BFIB-05-SI	Single - King Single	180 x 240	5	270
BFIB-15-SI	Double	230 x 240	5	270
BFIB-25-SI	Queen - King	240 x 260	5	270

## Fibresmart Thermalux Blanket — Charcoal



Code	Description	Dimensions (cm)	Box quantity	Weight (gsm)
BFIB-08-CH	Single - King Single	180 x 240	5	270
BFIB-08-CH	Double	230 x 240	5	270
BFIB-08-CH	Queen - King	240 x 260	5	270

## Fibresmart Thermalux Blanket — Camel



Code	Description	Dimensions (cm)	Box quantity	Weight (gsm)
BFIB-03-CM	Single - King Single	180 x 240	5	270
BFIB-13-CM	Double	230 x 240	5	270
BFIB-23-CM	Queen - King	240 x 260	5	270

# Fibresmart Blankets

Fibresmart 



Construction: Knitted Polyester with Carbon Thread

**The Fibresmart blanket is the smarter bed cover solution.**

It has a marked reduction in lint generation and has better heat entrapment. Being made from synthetic fibres results in a dramatic reduction in the growth of bacteria as well as elimination of odours. This product is also widely used as a bedspread.

Code	Description	Dimensions (cm)	Box quantity	Weight (gsm)
CBP-180-BLCA	Single - Light Blue	180 x 230	10	326
CBP-230-MOCA	Single - Mocha	180 x 230	10	326
CBP-180-WHCA	Single - White	180 x 230	10	326

# Cellular Health Care Blanket



Construction: 100% Cotton

**100% Cotton Cellular Blanket.**

Constructed from a heavier yarn that helps make this blanket weightier offering more comfort.

Code	Description	Dimensions (cm)	Box quantity	Weight (gsm)
12085-0M	Single	180 x 254	10	340

## Table Linen



# Caress Serviettes



Construction: 100% Polyester (MJS)

## Caress Serviettes

Our Caress Serviette range are hard wearing, easy ironing all whilst being easy care. They have stain release properties, that make them ideal for the hospitality industry.

Code	Description	Dimensions (cm)	Box quantity	Weight (gsm)
CTC-NAPK-WHI	White	50 x 50	200	245
CTC-NAPK-BLA	Black	50 x 50	200	245



We supply quality products and partner with our clients housekeeping and laundry teams to ensure our products always perform at their best across their lifetime.

# Caress Table Cloth

Our Caress Tablecloth range are hard wearing, easy ironing all whilst being easy care. They have stain release properties, that make them ideal for the hospitality industry.

## Caress table cloth — white




Code	Description	Dimensions (cm)	Box quantity	Weight (gsm)
CTC-140140-WHI	Table Cloth	140 x 140	20	245
CTC-140180-WHI	Table Cloth	140 x 180	20	245
CTC-140230-WHI	Table Cloth	140 x 230	20	245
CTC-140280-WHI	Table Cloth	140 x 280	20	245
CTC-140305-WHI	Table Cloth	140 x 305	20	245
CTC-180180-WHI	Table Cloth	180 x 180	10	245
CTC-180305-WHI	Table Cloth	180 x 230	10	245
CTC-230230-WHI	Table Cloth	230 x 230	10	245
CTC-180R-WHI	Table Cloth	180 round	10	245
CTC-230R-WHI	Table Cloth	230 round	5	245
CTC-280R-WHI	Table Cloth	280 round	5	245
CTC-305R-WHI	Table Cloth	305 round	5	245

## Caress table cloth — black



Code	Description	Dimensions (cm)	Box quantity	Weight (gsm)
CTC-140140-BLA	Table Cloth	140 x 140	20	245
CTC-140180-BLA	Table Cloth	140 x 180	20	245
CTC-140230-BLA	Table Cloth	140 x 230	20	245
CTC-140280-BLA	Table Cloth	140 x 280	20	245
CTC-140305-BLA	Table Cloth	140 x 305	20	245
CTC-180180-BLA	Table Cloth	180 x 180	10	245
CTC-180305-BLA	Table Cloth	180 x 230	10	245
CTC-230230-BLA	Table Cloth	230 x 230	10	245
CTC-180R-BLA	Table Cloth	180 round	10	245
CTC-230R-BLA	Table Cloth	230 round	5	245
CTC-280R-BLA	Table Cloth	280 round	5	245
CTC-305R-BLA	Table Cloth	305 round	5	245

# Tea Towels



Construction: 100% Cotton, Yarn Dyed

**A staple in any kitchen, our 100% cotton Check Tea Towel provides dependable drying and cleaning power.**

Both pill and fluff resistant, you can be assured that moisture will be absorbed without leaving any fabric residue. Crafted to withstand the rigours of any commercial kitchen, it also launders exceptionally thanks to its robust design.

Code	Description	Dimensions (cm)	Box quantity	Weight (gsm)
118740M	Green/White Check	50 x 70	200	220
P0014277942	Blue/White Check	50 x 70	200	230
CTT-4576-RB	Red/Blue Check	45 x 74	200	105

# Dish Cloths

## Dorset Cloth



Industry standard general purpose cloth. Constructed from 100% cotton, this cloth is both machine washable and re-usable, and perfect for commercial cleaning purposes.

Construction: 100% Cotton

Code	Description	Dimensions (cm)	Box quantity	Weight (gsm)
14070M	Standard	40 x 35	200	285

## Cotton Glass Cloth



Our extremely low lint glass cloths are made from 100% cotton, to enable wiping glasses clean without leaving behind unwanted residue.

Construction: 100% Cotton

Code	Description	Dimensions (cm)	Box quantity	Weight (gsm)
16290M	Glass Cloth	48 x 75	200	205

# Accessories



# Aprons



Construction: 100% Polyester

## Bib Apron

Our robust, wash and wear Bib Apron makes a smart statement in its block colour and complimentary trim detail. The clean design maintains a front that is free from pockets. While adding a protective barrier for your workers, our Bib Aprons also provide an easy and cost-effective uniform solution.

Code	Description	Dimensions (cm)	Box quantity	Weight (gsm)
CAP-BIB-WHITE	White	70 x 86	100	245
CAP-BIB-BLACK	Black	70 x 86	100	245

# Box Stripe Shower Curtains



Construction: 100% Polyester

## Add a classic touch to any bathroom.

Durable, sturdy and mould resistant, the Box Stripe Shower Curtains are fully machine washable in commercial laundries. The stripe design adds a touch of understated elegance to any bathroom.

Code	Description	Dimensions (cm)	Box quantity	Weight (gsm)
CSC-WHI-180	White	180 x 180	20	114
CSC-CHA-180	Charcoal	180 x 180	20	114
CSC-NAV-180	Navy	180 x 180	20	114
CSC-NAV-210	Navy	180 x 210	20	115

# Laundry Bags



Construction: 100% Ripstop Polyester, with Drawstring

## Laundry Bag — Large assorted colours.

100% ripstop polyester Laundry Bags that comes conveniently in eight universal colours.

Code	Description	Dimensions (cm)	Box quantity	Weight (gsm)
24680M	Red	75 (length)	50	130
24690M	Blue	75 (length)	50	130
24700M	White	75 (length)	50	130
24710M	Yellow	75 (length)	50	130
24720M	Purple	75 (length)	50	130
24730M	Green	75 (length)	50	130
24740M	Brown	75 (length)	50	130
24750M	Orange	75 (length)	50	130

# Wash Bag



Construction: Polyester Mesh

## Wash Bag

This white mesh wash bag has a zipper to keep all your personal items together.

Code	Description	Dimensions (cm)	Box quantity	Weight (gsm)
157500M	White	60 x 80	50	240

---

Our commercial clients want partners who are focused on quality, forward thinking and deliver on their promises.

This is what Simba commercial brings as a minimum. It is everything else we do that means we deliver an unmatched experience.



We ignite greatness in our people, our clients and our suppliers. We deliver superior quality, certainty and value by disrupting the status quo. We bring capabilities in design, products, supply, data and science to create change. We link history, transparency, passion and a focus on the future to play our part in building a better tomorrow.

289 - 311 Bayswater Road  
Bayswater North, Victoria  
3153 Australia

E [sales.au@simba.global](mailto:sales.au@simba.global)  
W [www.simba.global](http://www.simba.global)  
P 1300 SIMBA1



**Simba Global**

